

**DECAY0 event generator
for initial kinematics of particles in
 α , β and 2β decays**

Volodymyr Tretyak

Institute for Nuclear Research, Kyiv, Ukraine

Contents

1. Introduction
2. Generation of 2β decays
3. Single β and α decays
4. Artificial events
5. DECAY0 output
6. Examples of application
7. Conclusions

1. Introduction

There are number of general simulation tools – such as GEANT3, GEANT4, EGS, MCNP or other programs – which allow **to calculate response function** of a detector for radioactive decays which occur somewhere near or inside a detector. To obtain result of simulation, one has to explain to these programs:

What is a geometry of experiment (position of detector, its size and material, positions of sources of radiation, shieldings, existence of magnetic and electric fields, etc.);

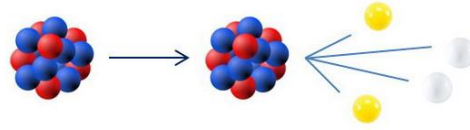
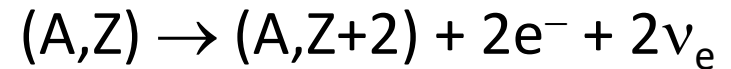
Which particles are emitted by sources of radiation: how many particles and of which type, their energies, directions and times of emission.

Aim of the DECAY0 event generator is to generate – by Monte Carlo method – **initial kinematics** of particles emitted in:

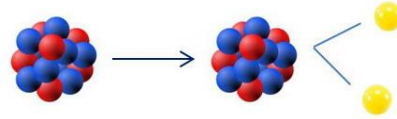
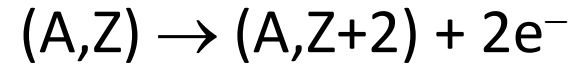
- 1) 2β decays of atomic nuclei ($2\beta^-$, $2\beta^+$, $\epsilon\beta^+$, 2ϵ)
- 2) α , β decays of nuclides dangerous to imitate 2β processes
- 3) α , β decays of nuclides in calibration sources

2. Generation of 2β decays

Two neutrino (2ν) double beta decay



Neutrinoless (0ν) double beta decay



$2\beta 2\nu$ - fully allowed in SM; however, very rare,

$T_{1/2} \cong 10^{18} - 10^{24}$ y for already observed decays

$2\beta 0\nu$ - forbidden in SM (because of $\Delta L=2$); not observed yet,

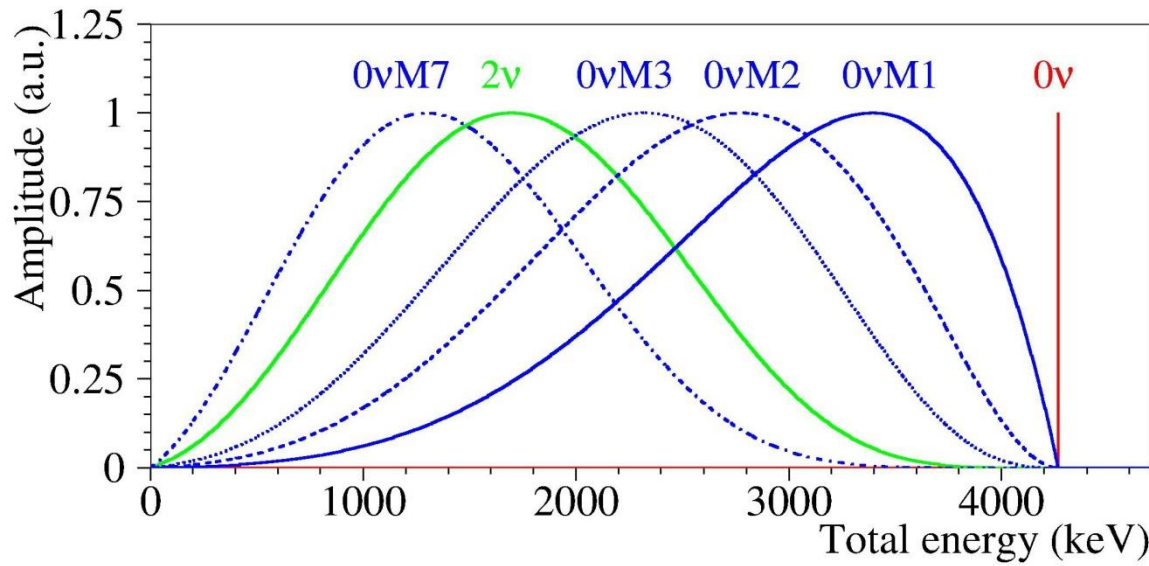
$T_{1/2} > 10^{24} - 10^{26}$ y for the best experiments,
predicted by many theories

Also: $2\beta^+$ decay (emission of positrons instead of electrons),

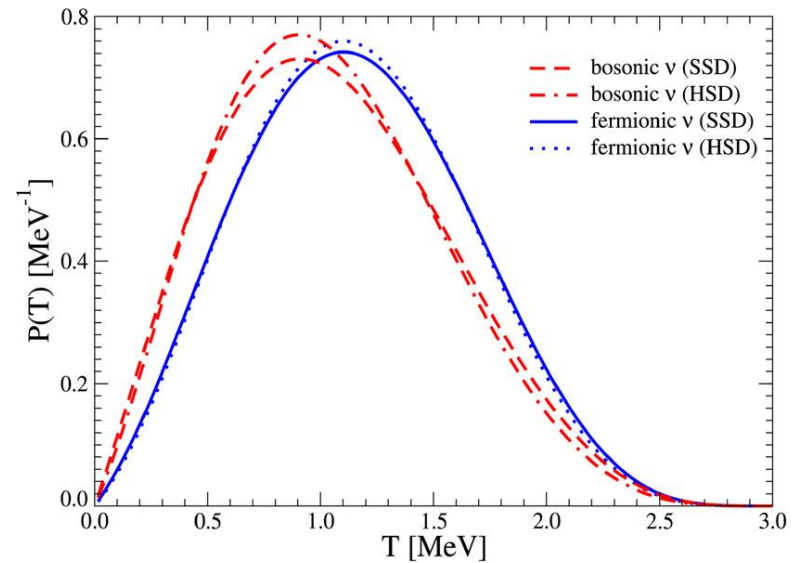
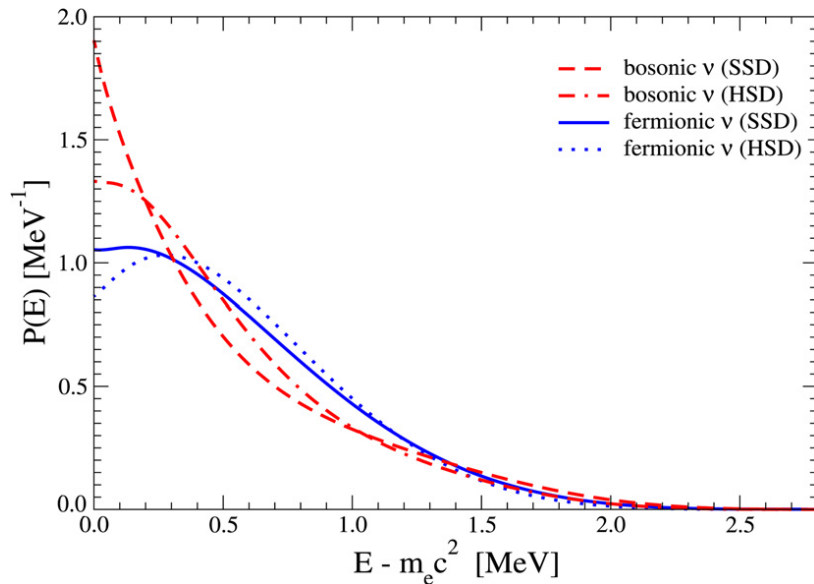
$\varepsilon\beta^+$ (electron capture + emission of β^+), 2ε capture,

$2\beta 0\nu M$ (emission of different Majorons)

Different modes (2ν , 0ν , Majorons, ...) and mechanisms ($2n$, N^* , ν mass, right-handed currents), decay to 0^+ or 2^+ level \Rightarrow
different energy and angular distributions of emitted β^\pm particles



Energy distributions in different modes of 2β decay (sum of e^- energies, ^{48}Ca)



Energy distributions (single e^- and sum of e^- energies, ^{100}Mo) for $2\beta 2\nu$ decay with bosonic ν 's [A.S. Barabash et al., NPB 783 (2007) 90]

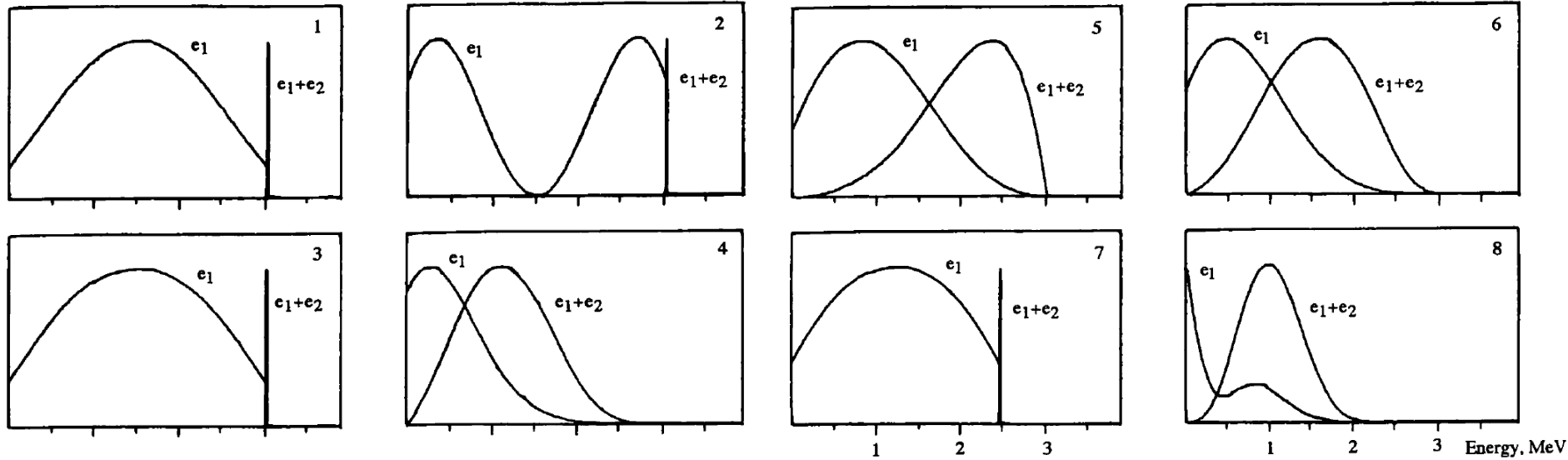


Figure 4. Theoretical distributions for the energy of a single electron (e_1) and for the sum of electron energies ($e_1 + e_2$) for ^{100}Mo ($Q_{\beta\beta} = 3034$ keV, $E(2^+) = 540$ keV) for different modes and mechanisms of 2β decay: (1) $0\nu 2\beta$ decay with neutrino mass, $0^+ - 0^+$ transition, $2n$ mechanism; (2) $0\nu 2\beta$ decay with right-handed currents, $0^+ - 0^+$ transition, $2n$ mechanism; (3) $0\nu 2\beta$ decay with right-handed currents, $0^+ - 0^+$ transition, N^* mechanism; (4) $2\nu 2\beta$ decay, $0^+ - 0^+$ transition, $2n$ mechanism; (5) $0\nu 2\beta$ decay with Majoron emission, $0^+ - 0^+$ transition, $2n$ mechanism; (6) $0\nu 2\beta$ decay with double Majoron emission, $0^+ - 0^+$ transition, $2n$ mechanism; (7) $0\nu 2\beta$ decay with right-handed currents, $0^+ - 2^+$ transition, $2n$ mechanism; (8) $2\nu 2\beta$ decay, $0^+ - 2^+$ transition, $2n$ mechanism and N^* mechanism.

From: V.I. Tretyak and Yu.G. Zdesenko, “Tables of double beta decay data”, At. Data Nucl. Data Tables 61 (1995) 43

The sampling of energies and angles of e^- or e^+ is based on 3-d distributions $\rho_{12\theta}(t_1, t_2, \cos\theta)$, different for different modes and mechanisms of 2β decay.

Some formulas ($e_i = t_i + 1$, $p_i^2 = t_i(t_i + 2)$, $\beta_i = p_i/e_i$, $F(t_i, Z)$ – Fermi function):

$0\nu 2\beta^\pm$ decay with neutrino mass, $0^+ - 0^+$ transition, 2n mechanism

$$\rho_{12\theta}(t_1, t_2, \cos\theta) = e_1 p_1 F(t_1, Z) e_2 p_2 F(t_2, Z) \delta(t_0 - t_1 - t_2) (1 - \beta_1 \beta_2 \cos\theta)$$

$0\nu 2\beta^\pm$ decay with right-handed currents (λ term), $0^+ - 0^+$, 2n

$$\rho_{12\theta}(t_1, t_2, \cos\theta) = e_1 p_1 F(t_1, Z) e_2 p_2 F(t_2, Z) (t_1 - t_2)^2 \delta(t_0 - t_1 - t_2) (1 + \beta_1 \beta_2 \cos\theta)$$

$2\nu 2\beta^\pm$ decay, $0^+ - 0^+$ transition, 2n mechanism

$$\rho_{12\theta}(t_1, t_2, \cos\theta) = e_1 p_1 F(t_1, Z) e_2 p_2 F(t_2, Z) (t_0 - t_1 - t_2)^5 (1 - \beta_1 \beta_2 \cos\theta)$$

$0\nu 2\beta^\pm$ decay with different Majorons (GR, double, bulk, vector, etc.), $0^+ - 0^+$ transition, 2n mechanism ($k=1,2,3,7$)

$$\rho_{12\theta}(t_1, t_2, \cos\theta) = e_1 p_1 F(t_1, Z) e_2 p_2 F(t_2, Z) (t_0 - t_1 - t_2)^k (1 - \beta_1 \beta_2 \cos\theta)$$

and others

$$F(t, Z) = \text{const} \cdot p^{2s-2} \exp(\pi\eta) |\Gamma(s + i\eta)|^2 \quad s = \sqrt{1 - (\alpha Z)^2}, \quad \eta = \alpha Z e/p, \quad \alpha = 1/137.036$$

No Primakoff-Rosen approximation $F(t_i, Z) \sim e/p$

2 β decay in DECA γ 0

- ◆ 47 isotopes – the most interesting from the whole list of 69
- ◆ $2\beta^-$, 2ε , $\varepsilon\beta^+$, $2\beta^+$ processes
- ◆ transitions to ground state and few excited 2^+ and 0^+ levels of daughter nucleus
- ◆ 20 modes of decay (2ν ; 0ν with ν mass and r.-h. currents; different Majorons; $2n$ and N^* mechanisms)

2 β decay: isotopes, 2 β processes, levels of daughter nucleus

$^{48}\text{Ca} \rightarrow ^{48}\text{Ti}$	2 β^-	g.s.	2^+_1	2^+_2				
$^{58}\text{Ni} \rightarrow ^{58}\text{Fe}$	2 $\varepsilon, \varepsilon\beta^+$	g.s.	2^+_1	2^+_2				
$^{64}\text{Zn} \rightarrow ^{64}\text{Ni}$	2 $\varepsilon, \varepsilon\beta^+$	g.s.						
$^{70}\text{Zn} \rightarrow ^{70}\text{Ge}$	2 β^-	g.s.						
$^{76}\text{Ge} \rightarrow ^{76}\text{Se}$	2 β^-	g.s.	2^+_1	0^+_1	2^+_2			
$^{74}\text{Se} \rightarrow ^{74}\text{Ge}$	2 $\varepsilon, \varepsilon\beta^+$	g.s.	2^+_1	2^+_2				
$^{82}\text{Se} \rightarrow ^{82}\text{Kr}$	2 β^-	g.s.	2^+_1	2^+_2				
$^{94}\text{Zr} \rightarrow ^{94}\text{Mo}$	2 β^-	g.s.	2^+_1					
$^{96}\text{Zr} \rightarrow ^{96}\text{Mo}$	2 β^-	g.s.	2^+_1	0^+_1	2^+_2	2^+_3		
$^{92}\text{Mo} \rightarrow ^{92}\text{Zr}$	2 $\varepsilon, \varepsilon\beta^+$	g.s.	2^+_1	0^+_1				
$^{100}\text{Mo} \rightarrow ^{100}\text{Ru}$	2 β^-	g.s.	2^+_1	0^+_1	2^+_2	0^+_2		
$^{106}\text{Cd} \rightarrow ^{106}\text{Pd}$	2 $\varepsilon, \varepsilon\beta^+, 2\beta^+$	g.s.	2^+_1	2^+_2	0^+_1	2^+_3	0^+_2	
$^{108}\text{Cd} \rightarrow ^{108}\text{Pd}$	2 ε	g.s.						
$^{114}\text{Cd} \rightarrow ^{114}\text{Sn}$	2 β^-	g.s.						
$^{116}\text{Cd} \rightarrow ^{116}\text{Sn}$	2 β^-	g.s.	2^+_1	0^+_1	0^+_2	2^+_2	2^+_3	
$^{120}\text{Te} \rightarrow ^{120}\text{Sn}$	2 $\varepsilon, \varepsilon\beta^+$	g.s.	2^+_1					
$^{128}\text{Te} \rightarrow ^{128}\text{Xe}$	2 β^-	g.s.	2^+_1					
$^{130}\text{Te} \rightarrow ^{130}\text{Xe}$	2 β^-	g.s.	2^+_1	2^+_2	0^+_1			
$^{136}\text{Xe} \rightarrow ^{136}\text{Ba}$	2 β^-	g.s.	2^+_1	2^+_2	0^+_1			
$^{148}\text{Nd} \rightarrow ^{148}\text{Sm}$	2 β^-	g.s.	2^+_1	2^+_2				
$^{150}\text{Nd} \rightarrow ^{150}\text{Sm}$	2 β^-	g.s.	2^+_1	0^+_1	2^+_2	2^+_3	0^+_2	

Also: $^{40,46}\text{Ca}, ^{84}\text{Sr}, ^{96,104}\text{Ru}, ^{112,122,124}\text{Sn}, ^{136,138,142}\text{Ce}, ^{156,158}\text{Dy}, ^{180,186}\text{W}, ^{184,192}\text{Os}, ^{190,198}\text{Pt}, \dots$

For 2 β decay to excited level – subsequent de-excitation process

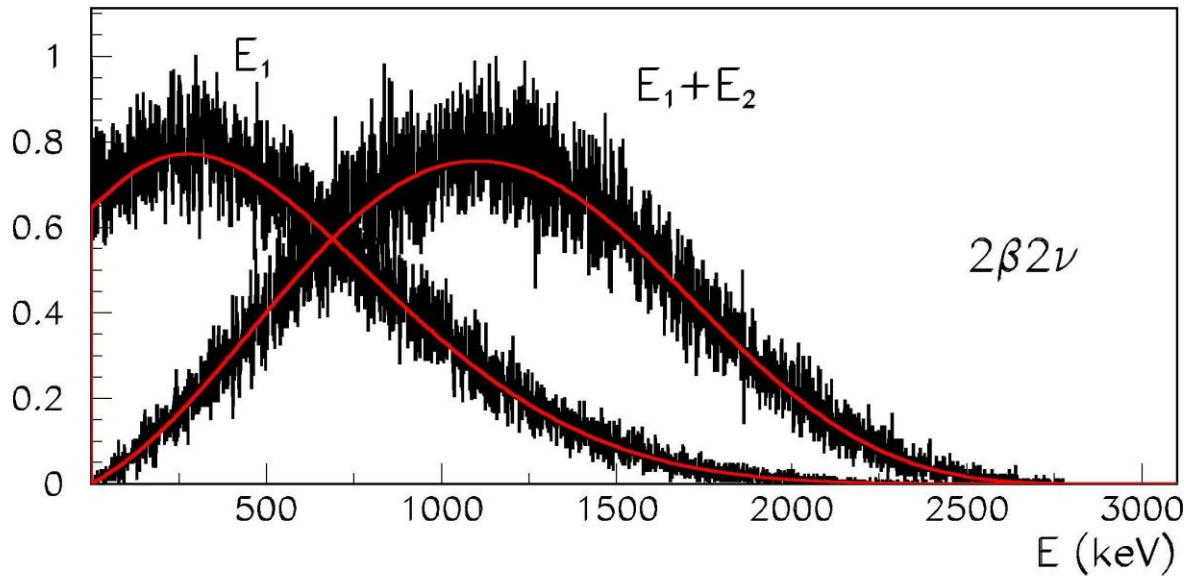
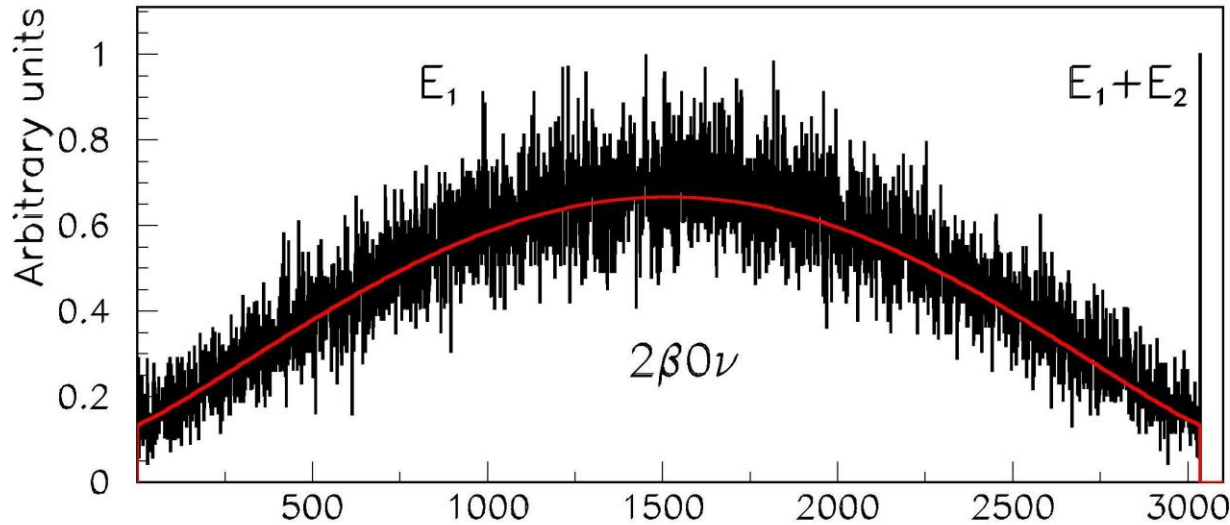
2 β decay: decay modes, transitions, mechanisms (2n and N^{*})

0 ν 2 β (m _{ν})	0 ⁺ → 0 ⁺	2n	
0 ν 2 β (rhc- λ)	0 ⁺ → 0 ⁺	2n	
0 ν 2 β (rhc- λ)	0 ⁺ → 0 ⁺ , 2 ⁺	N [*]	
2 ν 2 β	0 ⁺ → 0 ⁺	2n	
0 ν 2 β M1	0 ⁺ → 0 ⁺	2n	Majoron with SI=1 ^a
0 ν 2 β M2	0 ⁺ → 0 ⁺	2n	Majoron with SI=2 ^b
0 ν 2 β M3	0 ⁺ → 0 ⁺	2n	Majoron with SI=3 ^c
0 ν 2 β M7	0 ⁺ → 0 ⁺	2n	Majoron with SI=7
0 ν 2 β (rhc- λ)	0 ⁺ → 2 ⁺	2n	
2 ν 2 β	0 ⁺ → 2 ⁺	2n, N [*]	
0 ν K β ⁺	0 ⁺ → 0 ⁺ , 2 ⁺		
2 ν K β ⁺	0 ⁺ → 0 ⁺ , 2 ⁺		
0 ν 2K	0 ⁺ → 0 ⁺ , 2 ⁺		
2 ν 2K	0 ⁺ → 0 ⁺ , 2 ⁺		
2 ν 2 β	0 ⁺ → 0 ⁺		with bosonic neutrinos
2 ν 2 β	0 ⁺ → 2 ⁺		with bosonic neutrinos
0 ν 2 β (rhc- η)	0 ⁺ → 0 ⁺	2n	

^a old Majoron of Gelmini-Roncadelli


^b bulk Majoron of Mohapatra

^c double Majoron, vector Majoron, charged Majoron




Generated by DECAVO initial energy spectra of electrons emitted in 2β (two neutrino and neutrinoless) decays of ^{100}Mo ($Q_{2\beta}=3034$ keV): E_1 – single electron spectrum, E_1+E_2 – sum of the electrons energies. Generated distributions are shown together with theoretical curves.

3. Single β and α decays



Example:
scheme of ^{208}Tl
decay

- emission of β particle: energy spectrum depends on change in spin and parity;
- 13 levels of ^{208}Pb are populated with different probabilities;
- populated level de-excites with emission of γ , conversion e^- or pair e^+e^- ;
- lower levels are populated with different probabilities;
- process continues till the ground state will be reached



Sometimes schemes of decay are quite complex:
 part 1 of 4 for $^{228}\text{Ac} \rightarrow ^{228}\text{Th}$ β decay

α and single β decays

- ◆ 63 isotopes:
dangerous nuclides and calibration sources;
- ◆ careful description of decay schemes:
up to 48 excited levels and up to 166 different transitions;
- ◆ for each transition, 3 concurrent processes are considered:
emission of γ quantum, conversion electron or e^+e^- pair.

Nuclides from U/Th chains + Cosmogenic isotopes + Calibration sources:

Ac228	Co60	K40	Sr90	Zr96+Nb96
Ar39	Cs136	K42	Ta182	Recently added:
Ar42	Cs137+Ba137m	Mn54	Te133	Am241
As79+Se79m	Eu147	Na22	Te133m	Kr81
Bi207+Pb207m	Eu152	P32	Te134	Kr85
Bi208	Eu154	Pa234m	Tl207	Pb210
Bi210	Gd146	Pb211	Tl208	Ra228
Bi212+Po212	Hf182	Pb212	Xe133	Rb87
Bi214+Po214	I126	Pb214	Xe135	Sb125
C14	I133	Rh106	Y88	Th234
Ca48+Sc48	I134	Sb126	Y90	Xe129m
Cd113	I135	Sb133	Zn65	Xe131m ...

Description of decays and de-excitation processes:

in accordance with Nuclear Data Sheets and Table of Isotopes, 1998;

For each transition, three concurrent processes are taken into account:

emission of γ quantum, conversion electron or e^+e^- pair;

coefficients of conversions – experimental values or theoretical from BrICC.

Allowed and forbidden β decays:

classified in dependence on change in spin and parity of mother and daughter nuclei

$$\Delta J^{\Delta\pi} =$$

$$0^+ 1^+ \quad \text{– allowed}$$

$$0^- 1^- 2^+ 3^- 4^+ \dots \quad \Delta\pi = (-1)^{\Delta J} \quad \text{– forb. non-unique; forbiddenness} = \Delta J$$

$$2^- 3^+ 4^- \dots \quad \Delta\pi = (-1)^{\Delta J-1} \quad \text{– forb. unique; forbiddenness} = \Delta J-1$$

Energy spectrum of emitted β particles depends on $\Delta J^{\Delta\pi}$.

Shape of β spectrum in general is described as:

$$\rho(E) = \rho_{\text{allowed}}(E) \times C(E)$$

$$\rho_{\text{allowed}}(E) = F(Z_d, E) W P (Q_\beta - E)^2 \quad - \quad \text{allowed spectrum}$$

$W (P)$ – total energy (momentum) of β particle
 $F(Z_d, E)$ – Fermi function

C – (empirical) correction factor W – in $m_e c^2$ units; P, Q – in $m_e c$ units

For FNU

$$C_1(E) = 1 + a_1/W + a_2 W + a_3 W^2 + a_4 W^3$$

or

$$C_1(E) = 1 + b_1 P^2 + b_2 Q^2$$

Q – momentum of (anti)neutrino

For FU

$$C = C_1 C_2$$

1 FU

$$C_2 = P^2 + c_1 Q^2$$

2 FU

$$C_2 = P^4 + c_1 P^2 Q^2 + c_2 Q^4$$

3 FU

$$C_2 = P^6 + c_1 P^4 Q^2 + c_2 P^2 Q^4 + c_3 Q^6$$

4 FU

$$C_2 = P^8 + c_1 P^6 Q^2 + c_2 P^4 Q^4 + c_3 P^2 Q^6 + c_4 Q^8$$

or

1 FU

$$C_2 = Q^2 + \lambda_2 P^2,$$

2 FU

$$\dots \lambda_2, \lambda_4, \dots,$$

where λ_i – Coulomb functions calculated in H. Behrens, J. Janecke, Numerical Tables for Beta-Decay and Electron Capture, 1969

Theoretical calculations of coefficients a_i , b_i , c_i :

mixture of products of phase space factors with different nuclear matrix elements (a lot of theoretical efforts, but very often without reliable results) .

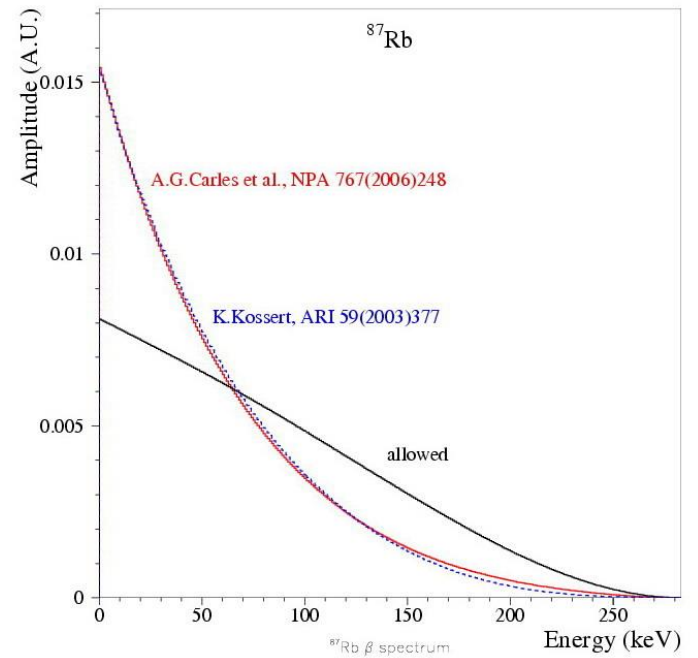
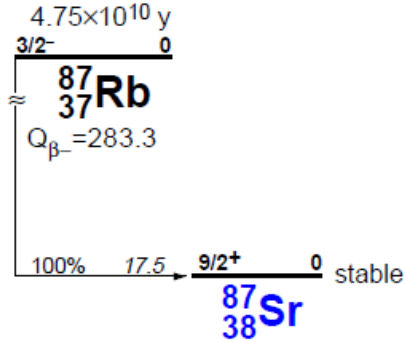
Best of all is to use shape measured experimentally (the problem is that results could be different in different experiments ...).

Compilations of experimental a_i , b_i , c_i :

1. H. Paul, Shapes of beta spectra, Nucl. Data Tables A 2 (1966) 281;
2. H. Daniel, Shapes of beta-ray spectra, Rev. Mod. Phys. 40 (1968) 659;
3. H. Behrens, L. Szybisz, Shapes of beta spectra, Phys. Data 6-1 (1976);
4. X. Mougeot, Reliability of usual assumptions in the calculation of β and ν spectra, Phys. Rev. C 91 (2015) 055504.

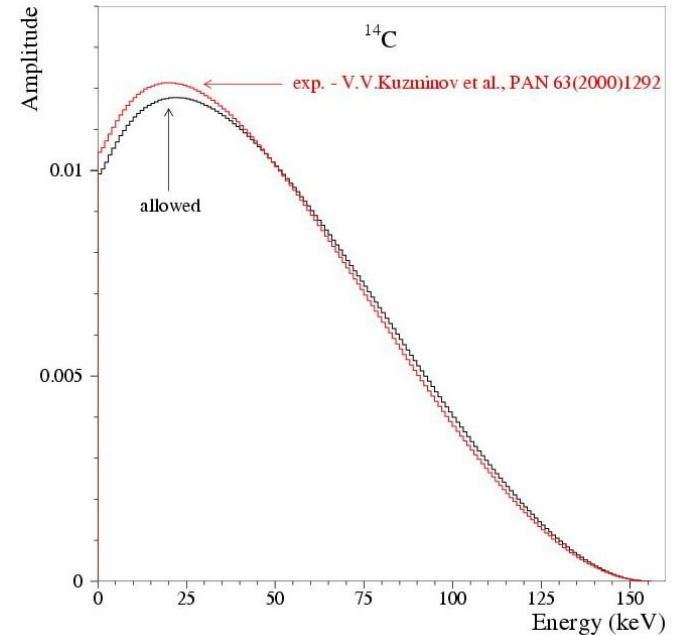
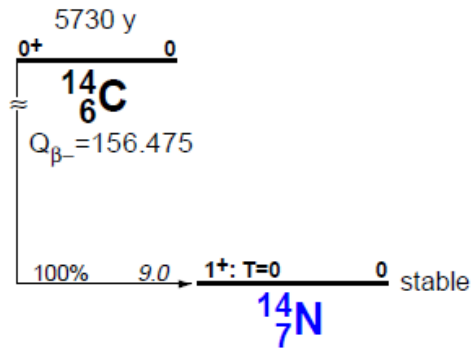
^{87}Rb

$3/2^- \rightarrow 9/2^+ \quad \Delta J^{\Delta\pi} = 3^- \quad (3 \text{ FNU})$



^{14}C

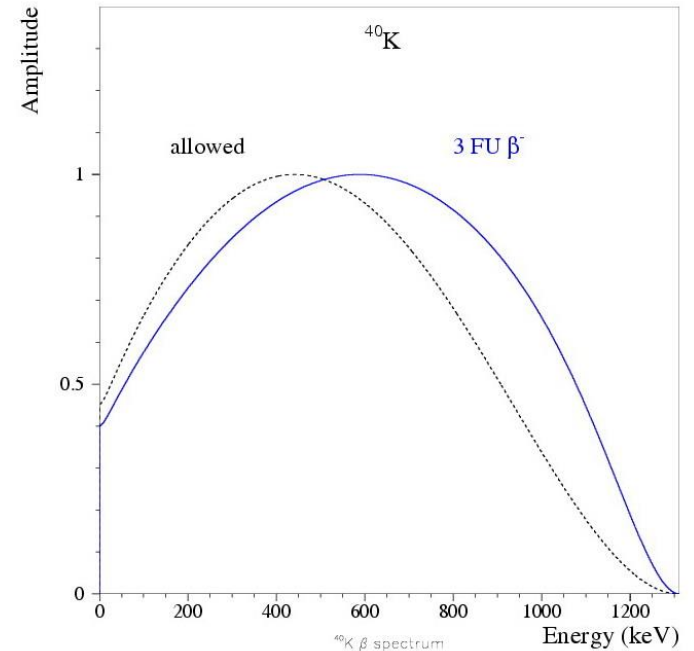
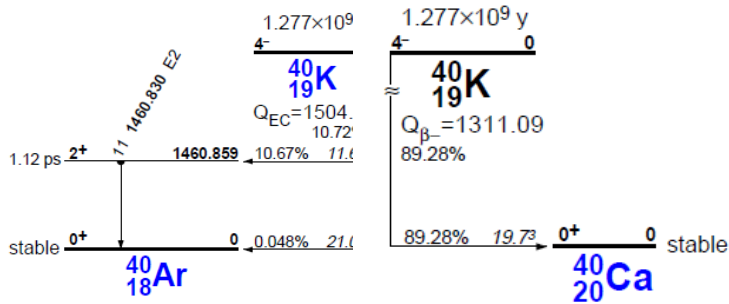
$0^+ \rightarrow 1^+ \quad \Delta J^{\Delta\pi} = 1^+ \quad (\text{allowed, but ...})$



⁴⁰K

10.7% EC, 89.3% β decay

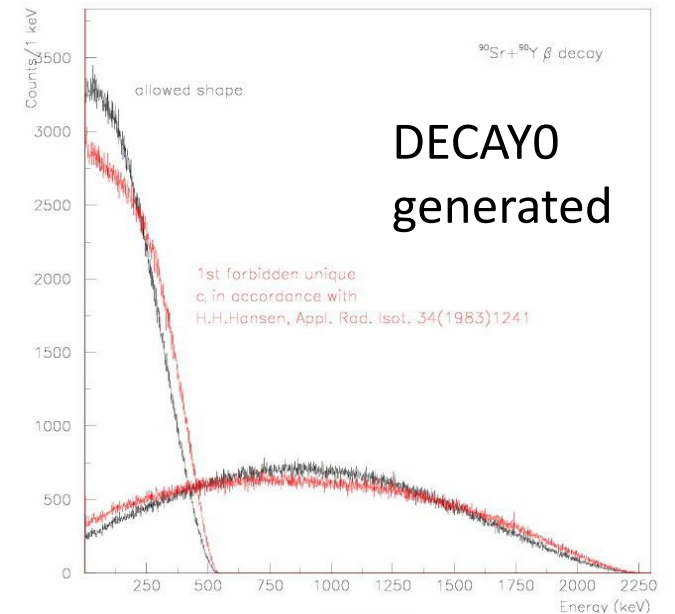
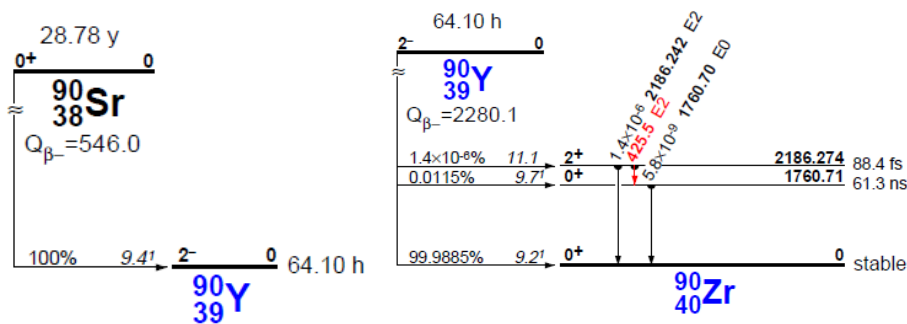
$$4^- \rightarrow 0^+ \quad \Delta J \Delta \pi = 4^- \quad (3 \text{ FU})$$



⁹⁰Sr and ⁹⁰Y

Both are (practically) pure β decayers

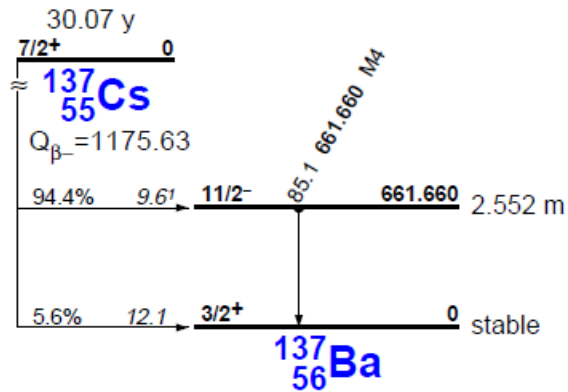
$$\Delta J \Delta \pi = 2^- \quad (1 \text{ FU})$$



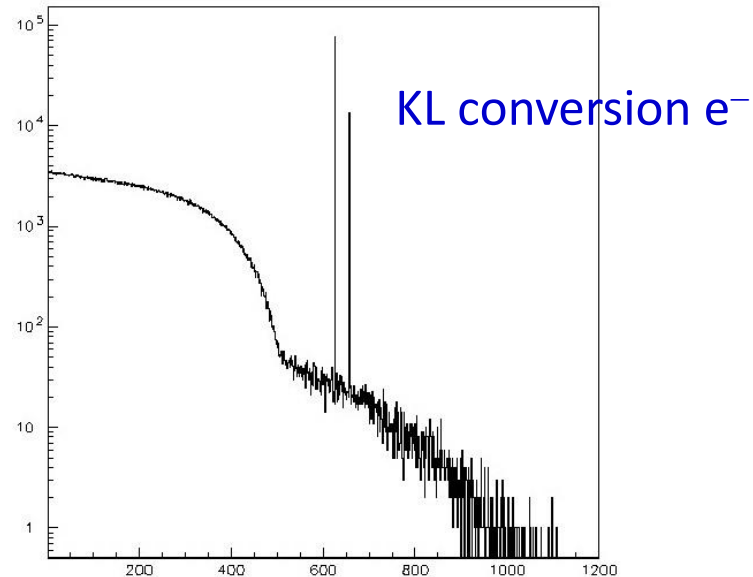
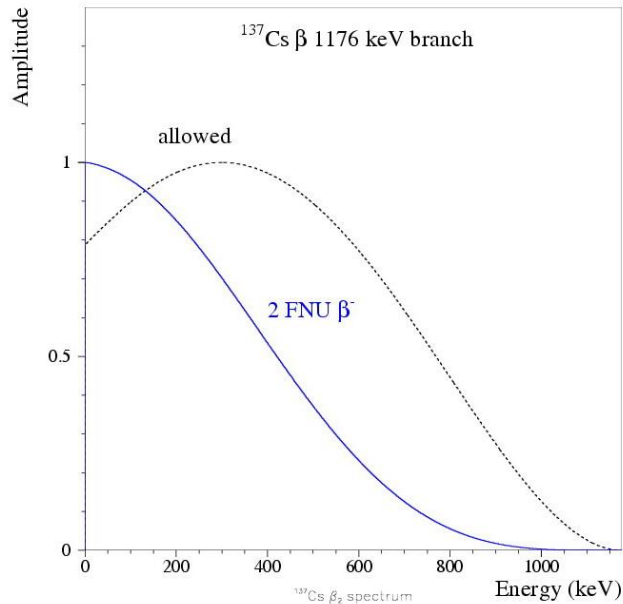
^{137}Cs

(1) 94.4% $7/2^+ \rightarrow 11/2^-$ $\Delta J \Delta \pi = 2^-$ (1 FU)

(2) 5.6% $7/2^+ \rightarrow 3/2^+$ $\Delta J \Delta \pi = 2^+$ (2 FNU)



“Real” spectrum of electrons emitted by ^{137}Cs (generated with DECAY0)

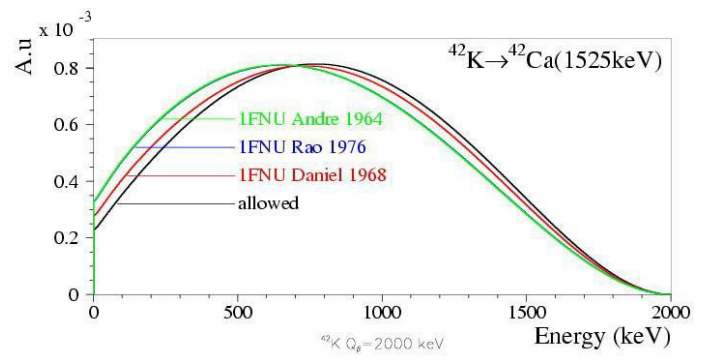
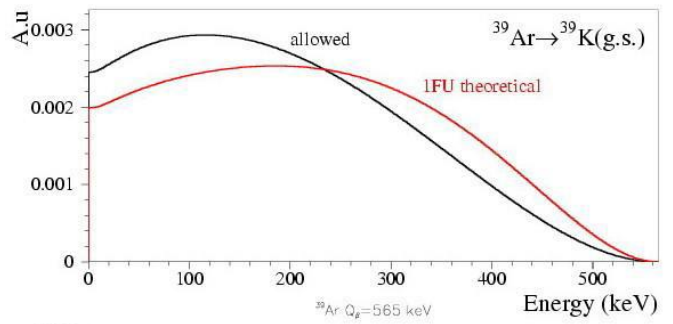
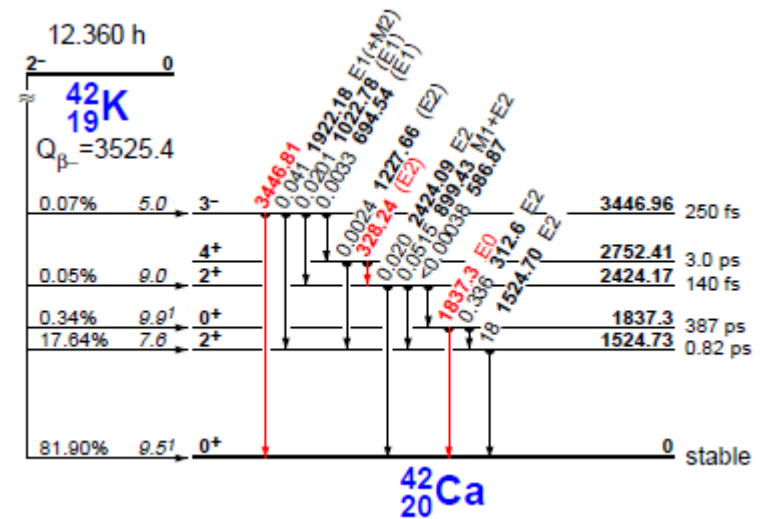
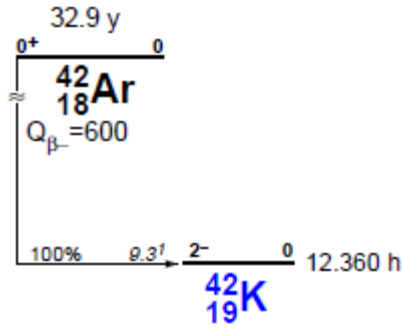
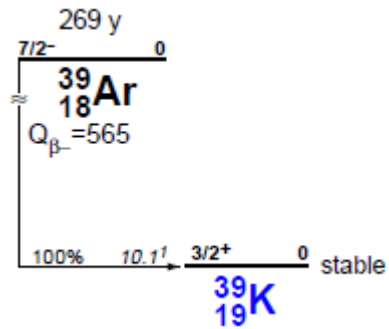


^{39}Ar , ^{42}Ar and ^{42}K

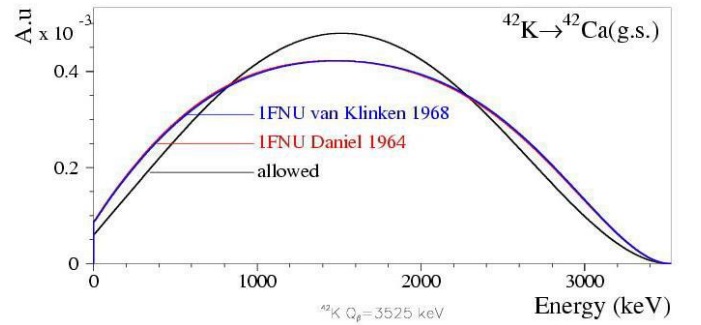
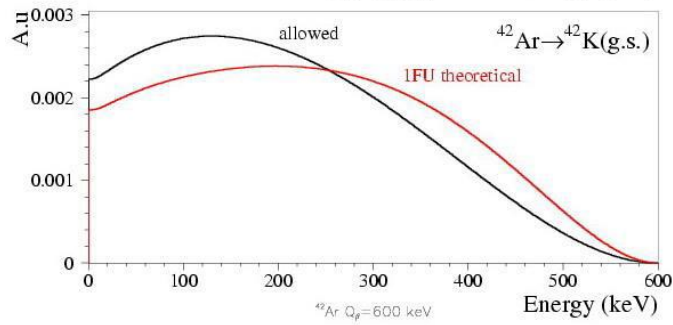
^{39}Ar , ^{42}Ar : $\Delta J^{\Delta\pi} = 2^-$ (1 FU)

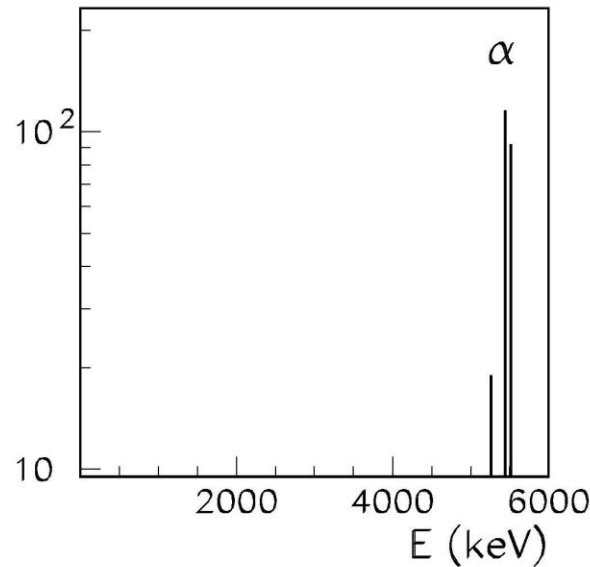
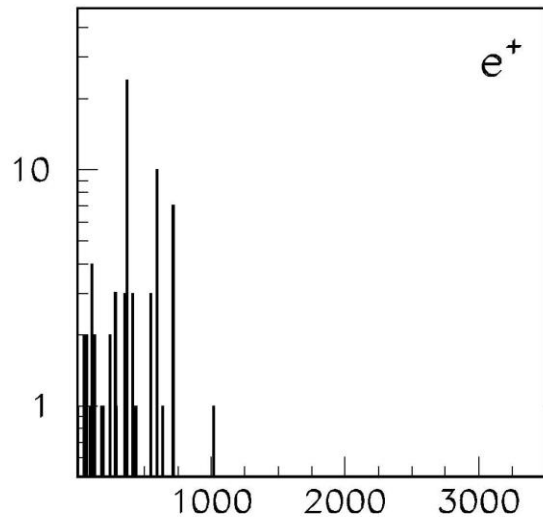
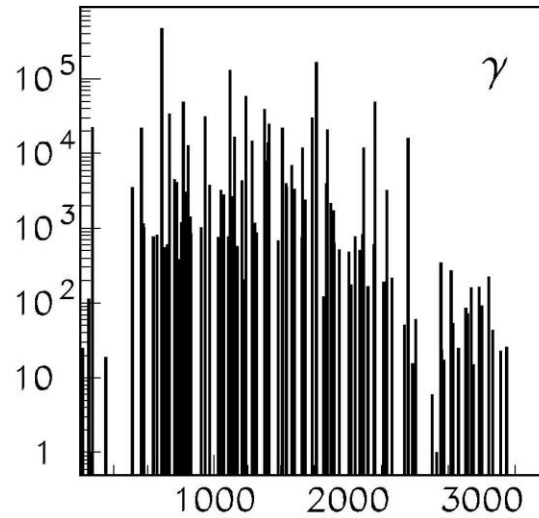
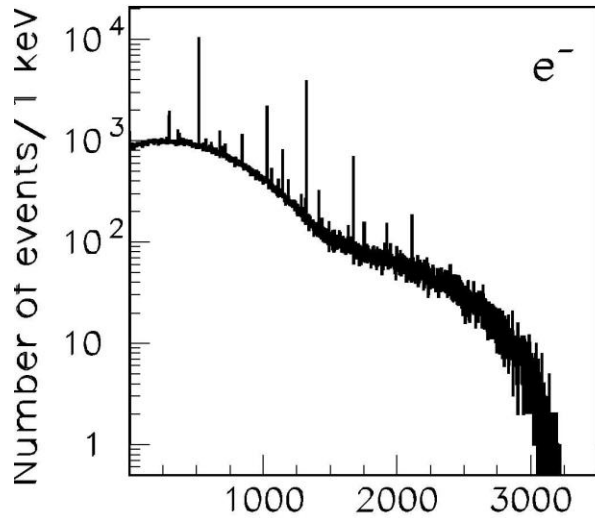
$^{42}\text{K}(81.90\%)$: $\Delta J^{\Delta\pi} = 2^-$ (1 FU)

$^{42}\text{K}(17.64\%)$: $\Delta J^{\Delta\pi} = 0^-$ (1 FNU)



Shapes in red are used in the DECAVO





Generated by DECAY0 initial energy spectra of electrons, γ quanta, positrons and α particles in ^{214}Bi decay.

One can see discrete lines of conversion electrons on continuous spectrum of beta particles

4. Artificial events

- ◆ Emission of 38 particles from the GEANT3 list with needed direction and energies

Gamma	1
Positron	2
Electron	3
Neutrino	4
Muon +	5
Muon -	6
Pion 0	7
Pion +	8
Pion -	9
Kaon 0 long	10
Kaon +	11
Kaon -	12
Neutron	13
Proton	14
Antiproton	15

Kaon 0 short	16
Eta	17
Lambda	18
Sigma +	19
Sigma 0	20
Sigma -	21
Xi 0	22
Xi -	23
Omega	24
Antineutron	25
Antilambda	26
Antisigma -	27
Antisigma 0	28
Antisigma +	29
Antixi 0	30
Antixi +	31

Antiomega +	32
Deuteron	45
Tritium	46
Alpha	47
Geantino	48
He3	49
Cerenkov	50

- ◆ Artificial e^+e^- pairs, and α and β decays with needed Q and Z values
- ◆ Compton and Moller scattering
- ◆ Possibility to construct events consisted of few (up to 10) parts: e.g. α or β decay with emission of 1, 2, ... γ 's, etc.

5. DECAY0 output

User asks DECAY0 to generate 2β , or α or β , or artificial events, and how many, in dialog:

```

DECAY0: Generation of events of decay of natural radioactive
isotopes and various modes of double beta decay

DECAY units: energy - MeV
              momentum - MeV/c
              time - sec
              angle - degree

Which type of events do you want to generate:
1. double beta processes
2. internal or external background or calibration sources
? 1

Double beta nuclides:
Ca40      Ca46      Ca48
Ni58
Zn64      Zn70
Ge76
Se74      Se82
Sr84
Zr94      Zr96
Mo92      Mo100
Ru96      Ru104
Cd106     Cd108     Cd114     Cd116
Sn112     Sn122     Sn124
Te120     Te128     Te130
Xe136
Ce136     Ce138     Ce142
Nd148     Nd150
Dy156     Dy158
W180      W186
Os184     Os192
Pt190     Pt198
Bi214+At214
Pb214+Po214
Po218+Rn218+Po214
Rn222+Ra222+Rn218+Po214

? ge76

76-Se level:  0. 0+ (gs)    {0 MeV}
              1. 2+ (1)  {0.559 MeV}
              2. 0+ (1)  {1.122 MeV}
              3. 2+ (2)  {1.216 MeV}

? 0

```

```

mode of bb-decay:
1. 0nubb(mn)      0+ -> 0+    {2n}
2. 0nubb(rhc-lambda) 0+ -> 0+    {2n}
3. 0nubb(rhc-lambda) 0+ -> 0+, 2+ {N*}
4. 2nubb         0+ -> 0+    {2n}
5. 0nubbM1       0+ -> 0+    {2n}
6. 0nubbM2       0+ -> 0+    {2n}
7. 0nubbM3       0+ -> 0+    {2n}
8. 0nubbM7       0+ -> 0+    {2n}
9. 0nubb(rhc-lambda) 0+ -> 2+    {2n}
10. 2nubb        0+ -> 2+    {2n}, {N*}
11. 0nubKb+     0+ -> 0+, 2+
12. 2nubKb+     0+ -> 0+, 2+
13. 0nu2K       0+ -> 0+, 2+
14. 2nu2K       0+ -> 0+, 2+
15. 2nubb       0+ -> 0+ with bosonic neutrinos
16. 2nubb       0+ -> 2+ with bosonic neutrinos
17. 0nubb(rhc-eta) 0+ -> 0+ simplified expression
18. 0nubb(rhc-eta) 0+ -> 0+ with specific NMEs
    5-8: Majoron(s) with spectral index SI:
        SI=1 - old M of Gelmini-Roncadelli
        SI=2 - bulk M of Mohapatra
        SI=3 - double M, vector M, charged M
        SI=7

? 4
do you want to restrict energy range for generated particles?

number of events to generate      : 1000
number of first event [1]         :
to write generated events in file ? y
name of file                       : ge76.txt

wait, please: calculation of theoretical spectrum
starting the generation
RANLUX DEFAULT INITIALIZATION:   314159265
RANLUX DEFAULT LUXURY LEVEL =    3      p = 223
final random integer =           12345
totallevents=                     1.000000

```

There is a possibility to use DECAY0 also as a subroutine in bigger program.

Result is written in text file (easy to read by any program: GEANT, EGS, MCNP, ... or your own code). In beginning of file, explanation of data is given (units, 3 components of momentum, times, etc.).

Example of file
generated by
the DECAY0
($2\beta 0\nu$ decay
of ^{76}Ge):

```

DECAY0 generated file: ge76.txt
date and hour      : 13.10.2004 13:49:54
initial random number : 0

event type: Ge76
0nubb(mn) 0+ -> 0+ {2n}
level, Elevel (MeV) = 0+ .00000 MeV

Format of data:
for each event - event's number,
                time of event's start,
                number of emitted particles;
for each particle - GEANT number of particle,
                  x,y,z components of momentum,
                  time shift from previous time

Time - in sec, momentum - in MeV/c

First event and full number of events:
      1      5

      1 .000000      2
3 -.158519      -1.21733      .495074      .000000
3 .435222      .577828      -1.38279      .000000
      2 .000000      2
3 -.276698      -.817737      1.30184      .000000
3 1.14743      .493095      -.434010      .000000
      3 .000000      2
3 1.23563      -.871679      .467743      .000000
3 -.536833E-01      1.26254      .309205      .000000
      4 .000000      2
3 .343333      -1.19969      -.921614      .000000
3 -.212937      .659766      1.13869      .000000
      5 .000000      2
3 1.00859      .103761E-02      .409639      .000000
3 -.182828      1.14362      -1.36064      .000000

```

Example of file
generated by
the DECAY0
(decay of ^{208}Tl):

DECAY0 generated file: t1208.txt

date and hour : 13.10.2004 13:50:30

initial random number : 0

event type: T1208

Format of data:

for each event - event's number,
time of event's start,
number of emitted particles;
for each particle - GEANT number of particle,
x,y,z components of momentum,
time shift from previous time

Time - in sec, momentum - in MeV/c

First event and full number of events:

	1		3		
	1	427.288	3		
3	.691615E-01	.220986	.482348	.000000	
1	.270020	-.331719	.396157	.102899E-09	
1	-1.65769	.593713	-1.93334	.773901E-11	
	2	306.972	4		
3	.778422	.793706	.163059E-01	.000000	
1	-.955445E-01	-.277438	-.418355	.000000	
1	.811938E-01	-.494772	-.297485	.496265E-09	
1	1.72770	1.32310	1.45007	.189274E-10	
	3	92.4015	5		
3	.380951	.124934	-.753557E-01	.000000	
3	-.361833	-.259030	.175668	.129095E-11	
1	.320849E-01	.585443E-01	.573334E-01	.000000	
1	-.234804	.477869	-.237481	.352442E-10	
1	-.686406	-.790540E-01	-2.52207	.868726E-11	

6. Examples of application

DECAY0 code was written more than 30 years ago (start in 1985) – in times, when GEANT4 and its internal event generator for α and β decays did not exist. But it still is used – with updates – by number of groups, which work mainly in field of searches for rare decays.

DECAY0 is written in FORTRAN and currently consists of ~18,900 lines.

DECAY0 is used:

LPD KINR (many years)

NEMO-2,3 (since ~1992) + SuperNEMO (with historical name GENBB)

GERDA/Majorana (for 2β decay)

SNO+ AMoRE NEXT

LUMINEU CUPID-Mo

DAMA exp. COBRA TGV

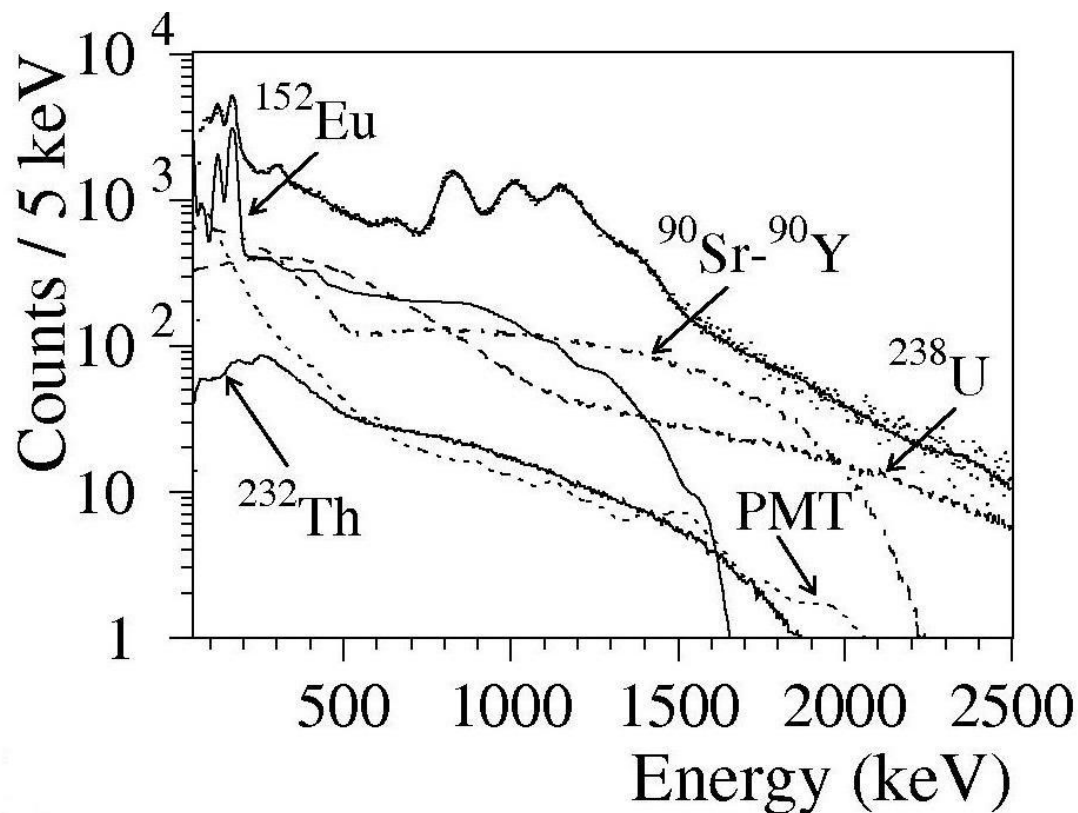
DEAP LUX-ZEPLIN PandaX (II, III, 4T)

THEIA TREX-DM XENON

Example 1: DAMA + KINR (first observation of α decay of ^{151}Eu)

CaF_2 scintillator 370 g, 7426 h of measurements in the DAMA low-background R&D set-up at LNGS [P. Belli et al., NPA 789 (2007) 15].

Experimental data are fitted by simulated the most important components of γ/β spectrum (^{152}Eu , ^{90}Sr - ^{90}Y , ^{232}Th , ^{238}U + external gammas from PMT).

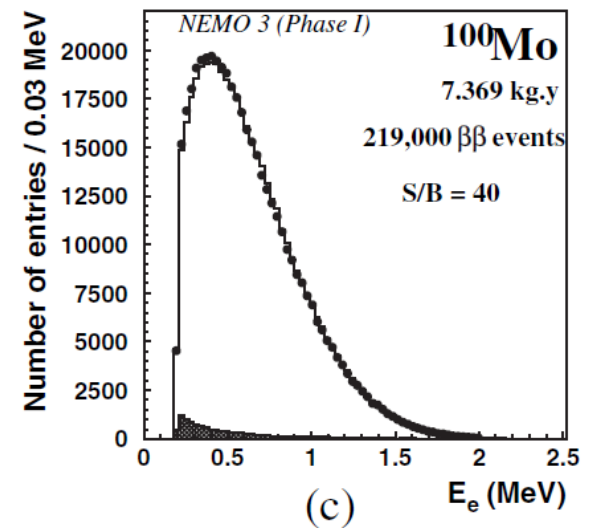
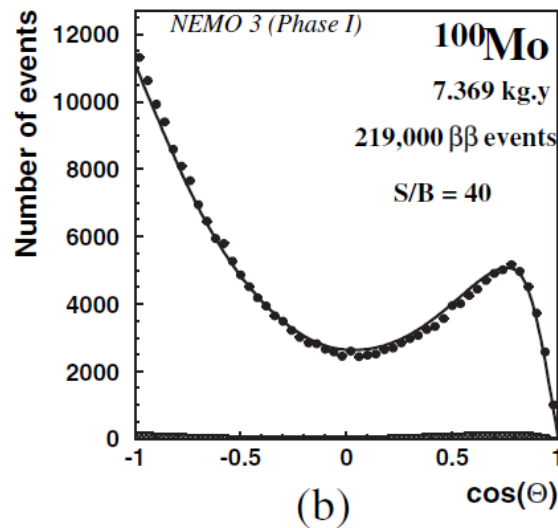
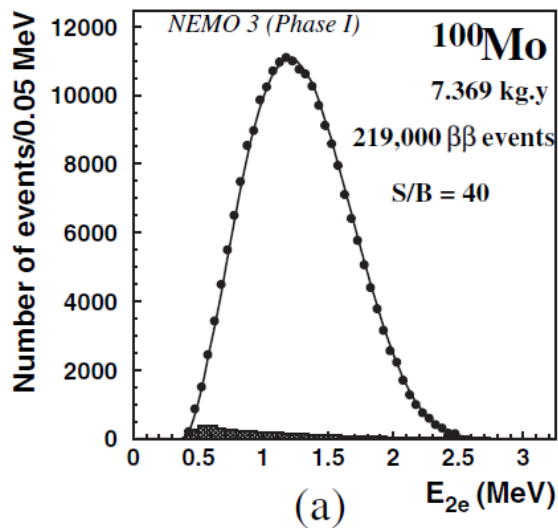


Example 2: NEMO-3 (investigation of 2β decay of ^{100}Mo)

~ 7 kg of ^{100}Mo , 389 d of data taking in the Modane Underground Laboratory [R. Arnold et al., PRL 95 (2005) 182302]

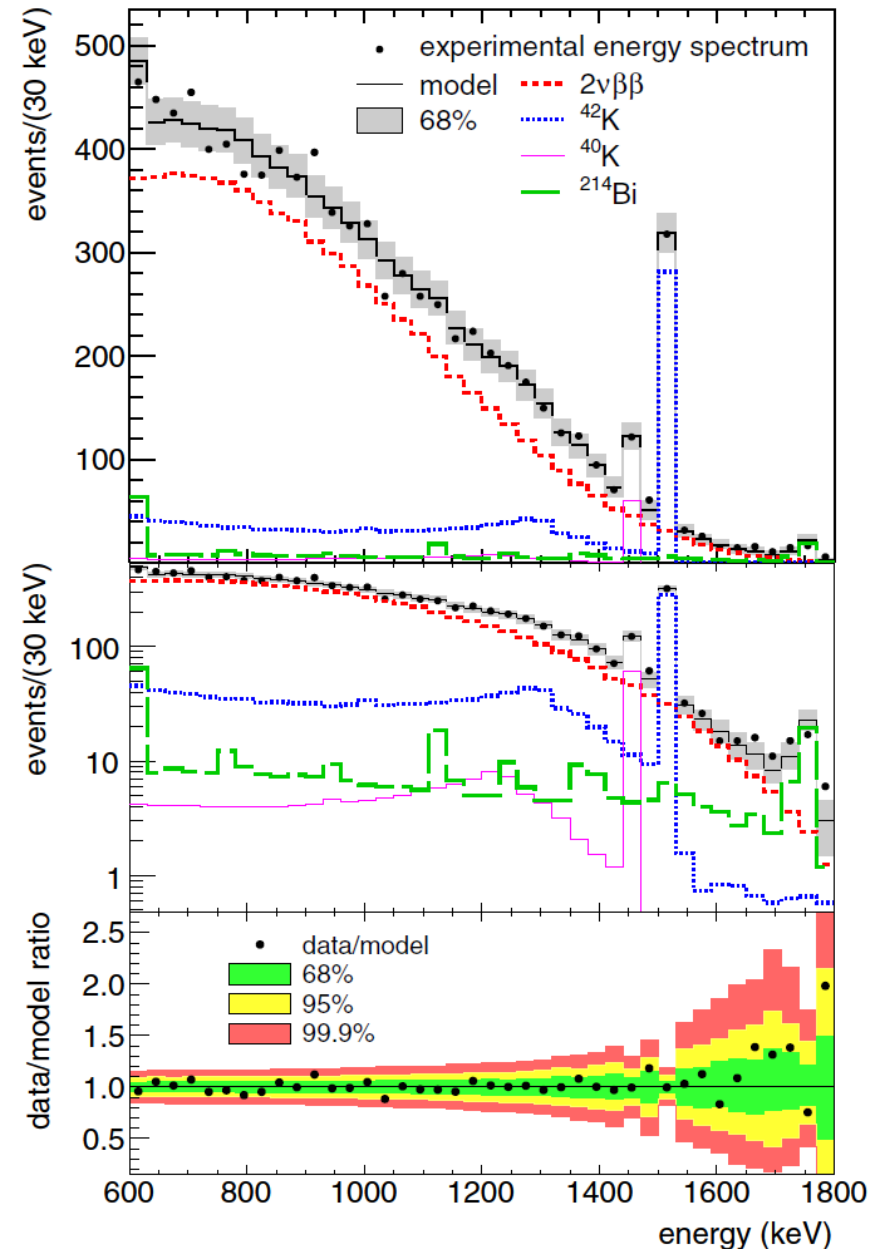
$2\beta 2\nu$ decay of ^{100}Mo – experimental data (219,000 events, $S/B=40$) are compared with simulated distributions for:

- (a) sum of electron energies;
- (b) angular distribution between electrons:
- (c) energy spectrum of single electrons

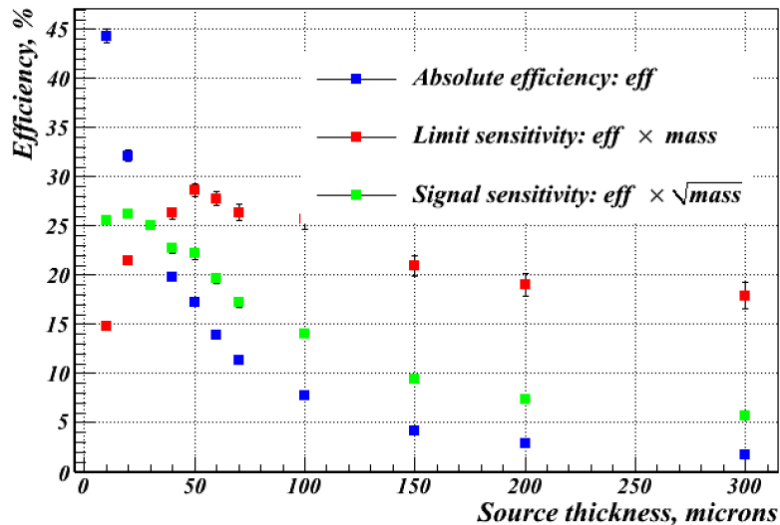


Example 3: GERDA (investigation of 2β decay of ^{76}Ge)

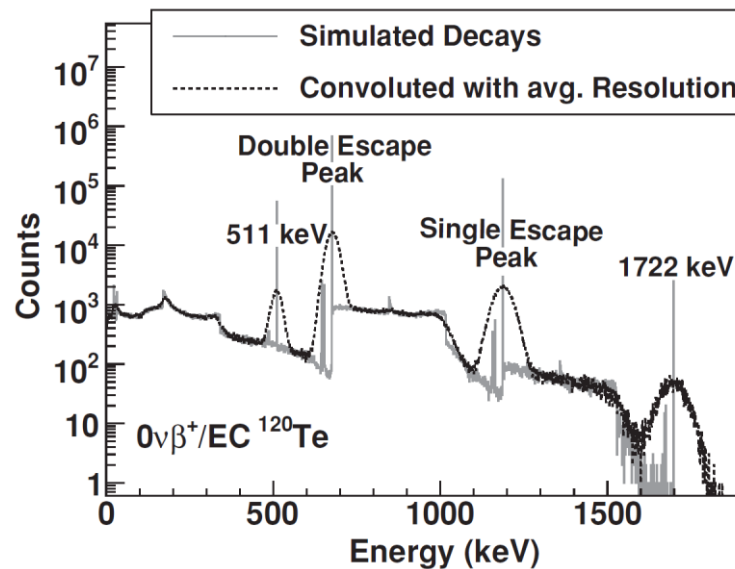
Phase I, 6 HPGe enriched in ^{76}Ge to 86%, 14.63 kg, 126 d of data taking in the Laboratori Nazionali del Gran Sasso [M. Agostini et al., JPG 40 (2013) 035110]



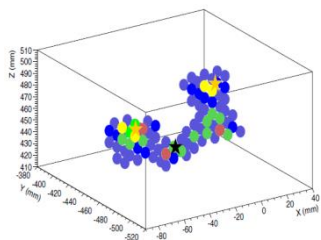
Examples of simulations with DECAY0 but without direct comparison with experimental data:



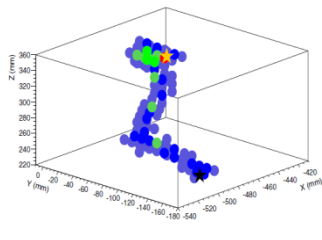
TGV – JINST 06 (2011) C01057



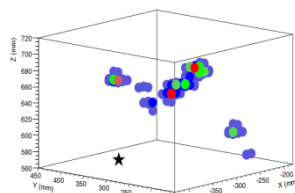
COBRA – PRC 80 (2009) 025502



$^{136}\text{Xe } 2\beta 0\nu$

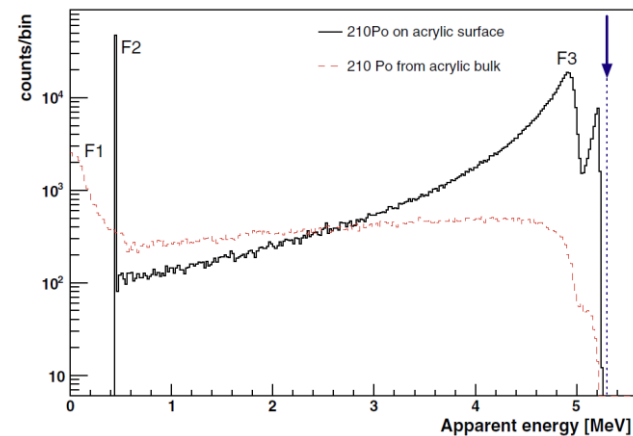


^{214}Bi



^{208}Tl

NEXT – JPG 40 (2013) 125203



DEAP-1 – APP 62 (2014) 178

7. Conclusions

Written more than 30 years ago, DECAY0 is to-date the most developed event generator for simulation of different 2β decay processes (47 2β nuclides, 20 2β modes, decays to g.s. and excited levels).

Generation of single β and α decays of atomic nuclei also is possible for 63 nuclides dangerous for imitating 2β decay or calibration sources (however, now it is possible also in GEANT4 with its own internal event generator).

The code consists currently of $\sim 18,900$ FORTRAN lines and is available for other groups, in case of their interest.

DECAY0 was and still is used in several big experiments devoted to searches for rare nuclear α , β and 2β decays (KINR, NEMO, DAMA, COBRA, AMoRE, CUPID-Mo, NEXT, GERDA/Majorana, SNO+ and others).

Thank you for attention!